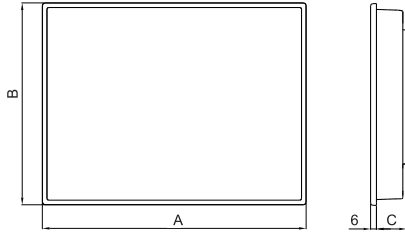
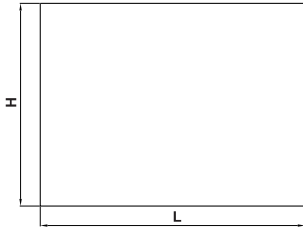


PT Series HMI Panels/ PT系列人機介面

Outlet Dimension/外觀尺寸

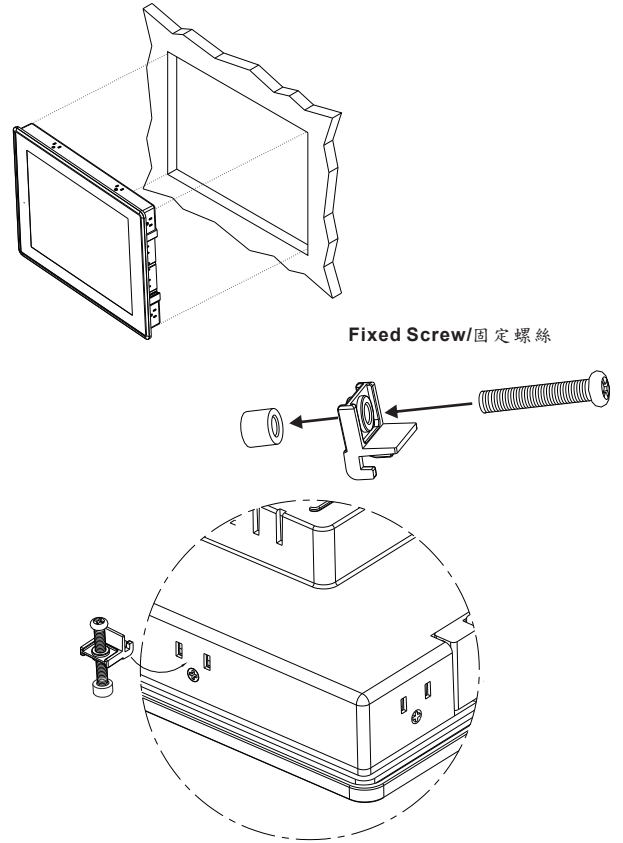


Cutout Dimension/開孔尺寸



Model	A	B	C	L	H
PT043	130mm/5.12"	106.2mm/4.18"	39mm/1.54"	119mm/4.69"	93mm/3.66"
PT056 / PT070	188mm/7.40"	143.3mm/5.64"	36mm/1.42"	175mm/6.89"	132.5mm/5.22"
PT056 / PT070 Wide	203.5mm/8.01"	149mm/5.87"	40.5mm/1.59"	192mm/7.56"	138.5mm/5.45"
PT080	231.5mm/9.11"	174.5mm/6.87"	42.5mm/1.67"	221mm/8.70"	164mm/6.46"
PT100 / PT104	270.1mm/10.63"	212.1mm/8.35"	42.5mm/1.67"	259.5mm/10.22"	201.5mm/7.93"
PT121	335.4mm/13.20"	245.9mm/9.68"	54.8mm/2.16"	301.5mm/11.87"	228mm/8.98"
PT150	399.1mm/15.71"	297.6mm/11.72"	55mm/2.17"	384.5mm/15.14"	283mm/11.14"

Installation Drawing/安裝示意圖



Screw each fixing screw until the bezel corner gets in contact with the panel. 使用固定螺絲固定時請注意不要鎖太緊，以避免壓迫造成其他問題。

Dispose of batteries / 電池處置



VL 2330 可充式電池

Battery / 電池

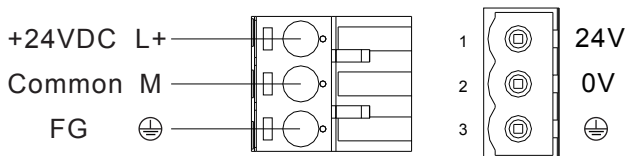
MATSUSHITA/PANASONIC 3V 50mAh Vanadium Lithium Rechargeable Battery type.

! Dispose of batteries according to local regulations. 廢棄電池的處置請依據使用者所在地區之規範辦理廢棄電池處置方式。

! 100% battery capacity can hold for 5 months without power supply in general environment. Please charge at least 72hrs within the hold up time. The data in the memory may be incorrect under low battery condition. 電池電量100%時，在斷電停機狀態下能保持五個月(一般環境)，請在保持時間內充電72小時，因電量不足的情況下會造成電池記憶體的資料不正確。

Power Supply / 電源供應

! Powered by a Low Voltage / Limited Energy power source. 以低電壓提供電力 / 限制能量電源。

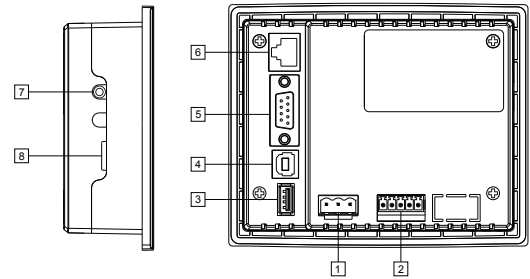


! Do not disassemble the machine when power is applied. 電源送電時請勿拆卸機器

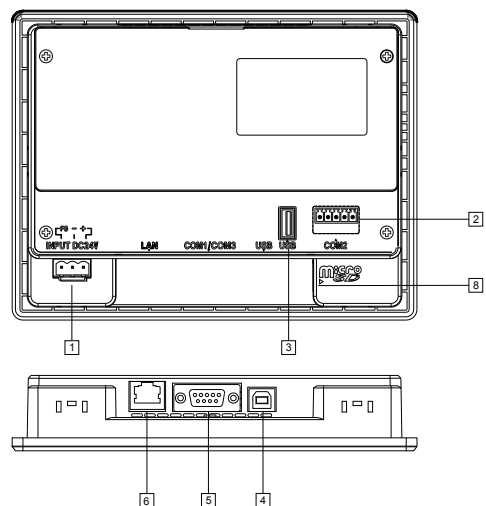
! Be sure that the power supply has enough power capacity for the operation of the equipment. 送電時請確定電源設備的電源能力符合產品硬體規範。

Function View / 硬體功能說明

PT043

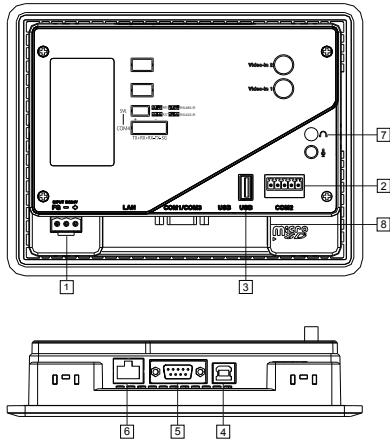


PT056/PT070/PT080/PT100/PT104/PT121/PT150

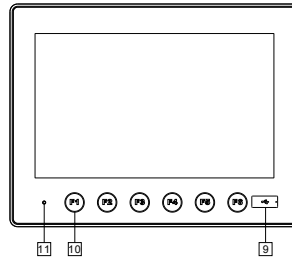


PT056/PT070/PT080/PT100/PT104/PT121/PT150


Audio-Out function back case(option) / 音效輸出功能背殼(選購)




PT056\PT070



PT080



PT104



- 1 Power Connector / 電源端子
- 2 COM2 5Pin-Terminal / COM2 5Pin 端子
- 3 USB Host Connector / USB 主端
- 4 USB Client Connector / USB 客端
- 5 COM1/3 9Pin Female D-Sub Connector / COM1/3 9Pin 母座 端子
- 6 Ethernet Port / 網路接口
- 7 Audio-Out(Optional) / 音效輸出接口(選購)
- 8 Micro SD Slot / Micro SD 插槽
- 9 Front USB Connector(Optional) / 前置USB接口(選購)
- 10 Front Function Key(Optional) / 前置功能鍵(選購)
- 11 Power / 電源鍵

Connections / 腳位圖

A-Type / 機型-A	
COM1(DB-9-Female)/DB-9 母座	
Pin	Description
1	RS422 TXD+/RS485+
2	RS232 RXD(COM1)
3	RS232 TXD(COM1)
4	RS422 RXD+
5	SG
6	RS422 TXD-/RS485-
7	RS232 TXD(COM3)
8	RS232 RXD(COM3)
9	RS422 RXD-

COM2 (5Pin Terminal)

B-Type / 機型-B	
COM1(DB-9-Female)/DB-9 母座	
Pin	Description
1	RS422 TXD+/RS485+
2	RS232 RXD(COM1)
3	RS232 TXD(COM1)
4	RS422 RXD+
5	SG
6	RS422 TXD-/RS485-
7	RS232 TXD(COM3)
8	RS232 RXD(COM3)
9	RS422 RXD-

COM2 (5Pin Terminal)

C-Type / 機型-C	
COM1(DB-9-Female)/DB-9 母座	
Pin	Description
1	RS422 TXD+/RS485+
2	RS232 RXD(COM1)
3	RS232 TXD(COM1)
4	RS422 RXD+
5	SG
6	RS422 TXD-/RS485-
7	RS232 TXD(COM3)
8	RS232 RXD(COM3)
9	RS422 RXD-

COM2 (5Pin Terminal)

Download Cable / 下載線

COM1			
COM1 Connector/COM1接頭 9Pin Male(公頭)			PC Connector/PC接頭 9Pin Female(母頭)
RXD	2	3	TXD
TXD	3	2	RXD
SG	5	5	SG
COM3			
COM3 Connector/COM3接頭 9Pin Male(公頭)			PC Connector/PC接頭 9Pin Female(母頭)
SG	5	5	SG
TXD	7	2	RXD
RXD	8	3	TXD
B-Type COM2			
COM2 Connector/COM2接頭 Terminal 5Pin(5Pin 端子台)			PC Connector/PC接頭 9Pin Female(母頭)
RXD	3	3	TXD
TXD	2	2	RXD
SG	5	5	SG
C-Type COM2			
COM2 Connector/COM2接頭 Terminal 5Pin(5Pin 端子台)			PC Connector/PC接頭 9Pin Female(母頭)
RXD	3	3	TXD
TXD	2	2	RXD
SG	5	5	SG

*USB Download Cable Model No. / USB 下載線型號: FCB-XD0-023

The products have been designed for use in an industrial environment in compliance with the 2004/108/EC directive. \ 本產品適用於工業環境並符合2004/108/EC規範。

The products have been designed in compliance with: \ 本產品符合以下法規:

- EN 61000-6-4: 2007
- EN 61000-3-2: 2006
- EN 61000-3-3: 2008
- EN 61000-6-2: 2005
- IEC 61000-4-2: 2008; IEC 61000-4-3: 2006 + A1: 2007;
- IEC 61000-4-4: 2004; IEC 61000-4-5: 2005; IEC 61000-4-6: 2008
- IEC 61000-4-8: 2009; IEC 61000-4-11: 2004

The installation of these devices into the residential, commercial and light-industrial environments are allowed only in the case that special measure are taken in order to get the conformity to IEC-61000-6-3

本產品若要安裝於住宅空間或商業及輕工業的環境時，必需加測特殊檢驗以符合IEC-61000-6-3

Reproduction of the contents of this copyrighted document, in whole or part without written permission of Cermate Technologies Inc., is prohibited.
本文件內容版權為Cermate Technologies Inc.所有,非經本公司同意,請勿自行重製、拷貝或修正文件內容。