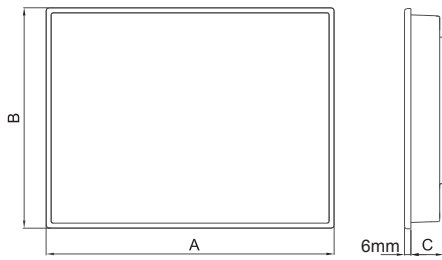
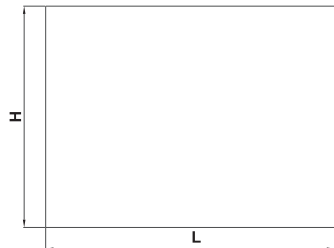


PK Series HMI Panels / PK系列人機介面

Outlet Dimension / 外觀尺寸



Cut Out Dimension / 開孔尺寸

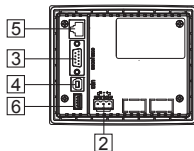


Model	A	B	C	L	H
PK043-WST	130mm/5.12"	106.2mm/4.18"	39mm/1.54"	119mm/4.69"	93mm/3.66"
PK070-WFT	203.5mm/8.01"	149.0mm/5.87"	33mm/1.30"	192mm/7.56"	138.5mm/5.45"
PK100-WFT	270.1mm/10.63"	212.1mm/8.35"	42.5mm/1.67"	259.5mm/10.22"	201.5mm/7.93"
PK121-TST	335.4mm/13.20"	245.9mm/9.68"	54.8mm/2.16"	301.5mm/11.87"	228mm/8.98"

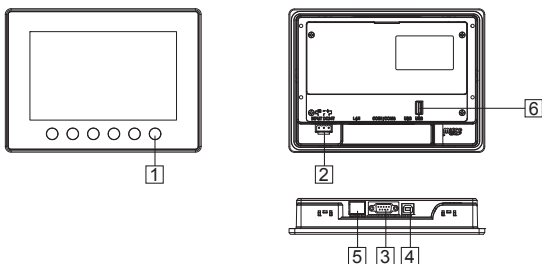
1

Function View / 功能配置圖

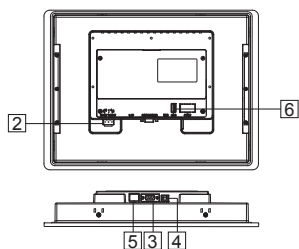
PK043



PK070 / PK100



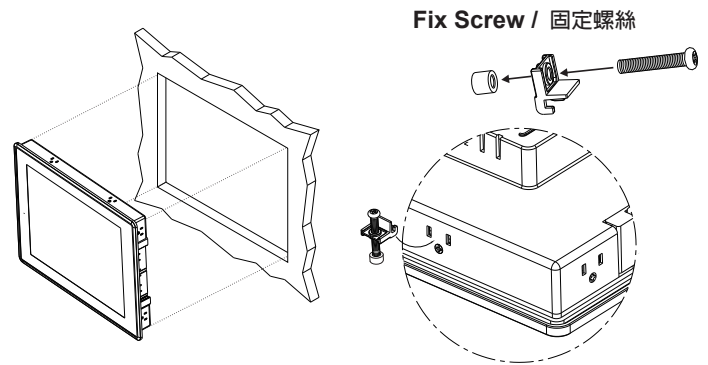
PK121



- 1 Front Function Key (only for PK070/100)
前置功能鍵 (僅適用於 PK070/100)
- 2 Power connector / 電源端子
- 3 COM1/COM3 9Pin Female / COM1/COM3 9Pin 母座
- 4 USB Client / USB接口
- 5 Ethernet Port / 網路接口
- 6 USB Host / USB接口

2

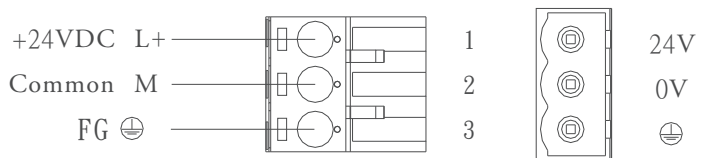
Installation Drawing / 安裝示意圖



! Screw each fixing screw until the bezel corner gets in contact with the panel.
使用固定螺絲固定時請注意不要鎖太緊，以避免壓迫造成其他問題。

Power Supply / 電源供應

! Powered by a Low Voltage / Limited Energy power source.
以低電壓提供電力 / 限制能源電源



! Do not disassemble the machine when power is applied.
電源送電時請勿拆卸機器

! Be sure that the power supply has enough power capacity for the operation of the equipment.
送電時請確定電源設備的電源能力符合產品硬體規範。

3

Dispose of batteries / 電池處置



Dispose of batteries according to local regulations.
廢棄電池的處置請依據使用者所在地區之規範辦理廢棄電池處置方式。

Pin Assignment of Serial Port / 串口接腳定義 (序列埠接腳定義)

COM1 & COM3 (DB-9-Female) / DB-9 母座	Pin	Description
		1
2	RS232 RXD(COM1)	
3	RS232 TXD(COM1)	
4	RS422 RXD+	
5	SG	
6	RS422 TXD-/RS485-	
7	RS232 TXD(COM3)	
8	RS232 RXD(COM3)	
9	RS422 RXD-	

The products have been designed for use in an industrial environment in compliance with the 2004/108/EC directive. \ 本產品適用於工業環境並符合2004/108/EC規範

The products have been designed in compliance with: \ 本產品符合以下法規：

- EN 61000-6-4: 2007
- EN 61000-3-2: 2006 +A1: 2009 +A2: 2009
- EN 61000-3-3: 2008
- EN 61000-6-2: 2005
- IEC 61000-4-2: 2008; IEC 61000-4-3: 2006 + A1: 2007;
- IEC 61000-4-4: 2004; IEC 61000-4-5: 2005; IEC 61000-4-6: 2008
- IEC 61000-4-8: 2009; IEC 61000-4-11: 2004

The installation of these devices into the residential, commercial and light-industrial environment are allowed only in the case that special measure are taken in order to get the conformity to IEC-61000-6-3 \

本產品若要安裝於住宅空間或商業及輕工業的環境時，必須加測特殊檢驗以符合IEC-61000-6-3

Reproduction of the contents of this copyrighted document, in whole or part without written permission of Cermate Technologies Inc., is prohibited. \

本文件內容版權為Cermate Technologies Inc.所有，非經本公司同意，請勿自行重製、拷貝或修正文件內容

4